



## **SASP Handbook**

**September 1, 2020 – August 31, 2021**

---

# TABLE OF CONTENTS

---

<b>WELCOME</b> .....	<b>3</b>
<b>GLOSSARY</b> .....	<b>4</b>
<b>OFFICIAL RULES</b> .....	<b>4</b>
1. SASP Disciplines and Sanctioning Bodies .....	<b>4</b>
2. Participant Eligibility .....	<b>5</b>
3. Grouping Athletes – Divisions .....	<b>5</b>
4. Teams – Definition of Terms .....	<b>7</b>
5. Team Requirements .....	<b>8</b>
6. State Advisor, Head Coach & Assistant Coach/Adult Volunteer – Registration. ....	<b>9</b>
7. Team – Registration Procedures .....	<b>10</b>
8. Rules Governing SASP Shoots .....	<b>11</b>
9. Safety - Required Procedures and Equipment .....	<b>19</b>
10. Dress and Conduct .....	<b>19</b>
11. Governance of the Scholastic Action Shooting Program .....	<b>20</b>
12. SASP State Team Championships .....	<b>21</b>
13. SASP State Championships – Entry Procedures .....	<b>22</b>
14. State Championships – Scoring and Awards .....	<b>22</b>
15. SASP National Team Championships .....	<b>23</b>
16. SASP National Team Championships - Entry Procedures .....	<b>23</b>
17. SASP Virtual E-Postal Match Series .....	<b>24</b>
18. Important Information .....	<b>24</b>
19. Contact the Scholastic Action Shooting Program .....	<b>25</b>
Appendix A – Stage Designs .....	<b>26</b>
Appendix B – Stock Service Pistol (SSP) Regulations .....	<b>33</b>
Appendix C – Range Commands .....	<b>35</b>

## **WELCOME**

Welcome to the Scholastic Action Shooting Program!

By joining the Scholastic Action Shooting Program (SASP) you are participating in the exciting and challenging family friendly sport of “speed shooting”. SASP is a youth development program that teaches the safe handling of firearms, while at the same time developing positive life skills through a supportive environment taught by trained adult coaches

SASP is governed by the Scholastic Shooting Sports Foundation (SSSF which raises money and other resources to support youth shooting programs. Multiple shooting/hunting industry partners, charitable foundations, and individual donors contribute a great deal of financial resources and other support to SSSF programs. If you would like to join the ranks of those supporting youth in the shooting sports, please visit [www.sssfonline.org/donate](http://www.sssfonline.org/donate) to find out how you can help.

The backbone of the SASP are the Parents, Coaches, and Adult Volunteers who run the program on the local and state level. Any successful youth program has dedicated passionate adults working in a leadership and guidance role. However, when you meet the wonderful young Athletes the program produces, you will understand quickly why volunteering is worth it and why SASP volunteers do what they do. The participants in the SASP are the greatest young people you would ever want to meet.

This handbook has been prepared to guide you through the SASP shooting year from registration to the completion of the SASP National Championships. More information is available at our website [mysasp.com](http://mysasp.com), please take a look to see all the information that is posted there. Whether your child is interested in becoming a National Champion or just wants a fun and safe social activity to enjoy with friends, SASP is the program for them! Why not get them started today?

## **GOVERNING BODY**

Since 2007, the SSSF, a 501(c)(3) non-profit educational-athletic organization has provided the administrative support and direction for the SASP and the SCTP. SSSF was originally founded by the National Shooting Sports Foundation (NSSF).

## **SSSF MISSION STATEMENT**

The SSSF is an educational-athletic organization that exists to introduce school-age youth to the shooting sports and to facilitate their continued involvement by providing, promoting, and perpetuating opportunities to safely and enjoyably participate and compete in a high-quality, team-based sport led by trained adult coaches focused on enhancing the personal growth and development of their Athletes.

## **SASP PROGRAM MISSION STATEMENT**

The SASP is a youth development program where adult coaches and volunteers model sportsmanship, responsibility, and teamwork while using shooting sports programs to teach these and other positive life skills to SASP Athletes.

## **PROGRAM DESIGN**

Youth in Grades 12 and under, plus full-time college students are eligible to participate in the safe, educational, and enjoyable sport of “speed shooting”. The SASP is ideally suited to become a school sponsored Title IX Sport. Similarly, it offers a “level playing field” for gender participation in the shooting sports. Teams may be composed of members from neighborhoods, houses of worship, gun clubs, and youth groups such as 4-H Clubs, Scouts BSA Troops, Boys and Girls Clubs, Civil Air Patrol, Future Farmers of America Chapters, J.R.O.T.C. Programs, Venturing Crews, Explorer Posts, Girl Scouts, Police Athletic Leagues, American Legion Posts, Young Marines, US Naval Sea Cadets and V.F.W. Posts. Any youth organization is welcome to participate in the SASP.

All SASP activities incorporate two indispensable elements – SAFETY AND FUN. Safety is incorporated in all aspect of ALL SASP activities. The learning environment at team practices and at competitive shoots is designed to include the element of fun for all participants. SASP participants learn the safe and responsible use of firearms. They discover the joy of contributing to a shared team goal and the commitment that goes along with it. During this self-discovery process, team members develop proficiency in a sport that can be shared and enjoyed with family and friends for a lifetime.

## **ADULT LEADERSHIP**

The program is led by trained and dedicated adult volunteer coaches who are committed to providing, promoting, and perpetuating opportunities for their young Athletes to safely and enjoyably participate in a high-quality team-based sport. SASP coaches must take the responsibility of being good role models very seriously.

## HONORING THE GAME

Competition is an indispensable part of the SASP, but it is not the underlying principle. The “win-at-all-costs” philosophy has no place in the SASP. Striving to win while playing by the rules does. Honoring the game, exhibiting good sportsmanship, and being a responsible Team Member, are the bedrock values of SASP. It is the DUTY of everyone involved in the SASP – Coaches, Parents, and Athletes - to set good examples for SASP Team Members. Volunteers are expected to emulate and uphold high moral and ethical standards of personal conduct.

## GLOSSARY

<u>Category:</u>	<u>Intermediate – Entry Level (first year of participation for Athlete in Elementary/Middle School),</u> <u>Intermediate – Advanced, Junior Varsity (first year of participation for Athlete in High School), Varsity.</u>
<u>Disciplines:</u>	Pistol – <b>Rimfire Iron Sight, Rimfire Optic</b> , Centerfire <b>Iron Sight, Centerfire Optic</b> and 1911.  Rifle – Rimfire Iron Sight, Rimfire Optic Sight and Pistol Caliber Carbine (PCC).
<u>Division:</u>	<u>Rookie, Intermediate and Senior.</u>
<u>Head Coach:</u>	The Team Head Coach serving as the primary point of contact and the individual responsible for communication between SASP National Administrative Office and everyone involved with the Team.
<u>NGB:</u>	National Governing Body
<u>NSSF:</u>	National Shooting Sports Foundation
<u>SASP:</u>	Scholastic Action Shooting Program
<u>SASP Squad:</u>	<b>The SASP competitive unit consists of four (4) Athletes to a squad. A Team may have as many squads as they wish.</b> (Rookie -- Rifle only, Intermediate, Senior, and Collegiate).
<u>SASP Team:</u>	ALL Athletes, Head Coaches, Assistant Coaches, <b>Junior Coaches</b> and Adult Volunteers registered under the same Head Coach at a “Home” Gun Club or Shooting Facility.
<u>SSSF:</u>	Scholastic Shooting Sports Foundation

## OFFICIAL RULES

These rules are set forth to ensure the safe and equitable treatment of all SASP participants. Their enjoyment and safety is our responsibility. Rules updated within the current shooting year are in red. The National Director has the right to make changes to the rules as needed to ensure the safety, fairness and integrity of the SASP.

### 1. SASP DISCIPLINES AND SANCTIONING BODIES

#### A. Disciplines

The SASP offers opportunities for TEAMS to participate in the sport of speed shooting.

B. **Sanctioning Body**

The SSSF ([www.sssfonline.org](http://www.sssfonline.org)) is the sanctioning body for the SASP. The SSSF's National Program Staff is responsible for the management of the SASP.

## 2. PARTICIPANT ELIGIBILITY

A. **Student Status and Age**

All school-age boys and girls in Grades 12 and under that have the physical, mental, and emotional maturity to participate in a team sport are eligible to participate in the SASP. There is also a SASP College Division for full-time college students. There is no age limit for full-time college students. Participants must be enrolled in an accredited school, home school program, college or university. The Athlete must be deemed academically eligible to participate in school-sponsored sports programs.

The SASP Rookie, Intermediate, and Senior program eligibility ends with graduation from high school, or once a student reaches his/her 20th birthday, whichever comes first. The SSSF National Program Staff has the option to grant a variance for age in view of special circumstances. High school graduates with graduation dates during the current SASP shooting season are allowed to finish out that shooting season. Athletes may not compete in the Senior Division and the Collegiate Division at the same time.

The Collegiate Division is open to **all** students enrolled in a post-secondary school. Students must be a full-time student and in good academic standing. Students on a Collegiate Division team must all attend the same institution.

**Some states have a minimum legal age requirement for handling and using firearms – check your state laws!**

B. **Academic Eligibility**

Team members must make satisfactory academic progress and be deemed eligible by school officials of their home school for participation in the school's extra-curricular activities including school sports teams.

C. **Conduct**

ALL individuals REGISTERED with the SASP (Athletes, Head Coaches/Assistant Coaches/**Junior Coaches**/Adult Volunteers) and those ASSOCIATED with the SASP (parents/guardians and family members, etc.) MUST comply with the conduct requirements stated in the Sportsmanship Contract.

**IMPORTANT! PLEASE NOTE: Breaches of the SPIRIT as well as the LETTER of SASP Rules including stipulations in the Sportsmanship Contract WILL be grounds for SUSPENSION or EXPULSION from the program.**

## 3. GROUPING ATHLETES – DIVISIONS

Divisions and Categories are designed to allow participants to compete on a level playing field.

A. **Teams**

All participants in the SASP must be registered on a specific team. Teams may be composed of members from neighborhoods, houses of worship, gun clubs, and youth groups such as 4-H Clubs, Scouts BSA, Boys and Girls Clubs, Civil Air Patrol, FFA Chapters, J.R.O.T.C. Programs, Venturing Crews, Explorer Posts, Girl Scouts, Police Athletic Leagues, American Legion Posts, Young Marines, U.S. Naval Sea Cadets and V.F.W. Posts, to name but a few. Students attending a school sponsoring a SASP Team are encouraged to shoot for their school.

**IMPORTANT! PLEASE NOTE:** State programs may impose more stringent rules on team composition. Please contact your State Advisor for details pertaining to your state's SASP guidelines. Your State Advisor's contact information is listed on the SASP website at [www.sssfonline.org](http://www.sssfonline.org). If your state has created its own SASP State website, the link will be listed under the State Advisor's contact information.

## B. Divisions / Categories

Squads are organized based on their Division and Category.

Rookie Division – Grades 5 and below. Rimfire rifle and PCC

- Rookie Division Athletes that have ghosts assigned to their squad will compete with other squads from the Rookie Division.
- A coach fills in empty positions with one or two ghosts to complete the squad (rookie division only).

Intermediate Division – Grades 6-8

- Entry Level 1<sup>st</sup> year of participation in the intermediate division
- Advanced Level After 1 year of participation in the intermediate division

Senior Division – Grades 9-12

- Junior Varsity 1<sup>st</sup> year of participation in the senior division
- Varsity After 1 year of participation in the senior division

College

- There are no category divisions in Collegiate.
- Collegiate Division is for **all** students enrolled in a post-secondary school education such as a trade school, junior college, college, university, etc. Students must be full-time students in good academic standing.
- There is no age limit to Collegiate Division as long as they meet the current academic requirements.
- Students in the Collegiate Division must all attend the same college.

Open Division - Athletes will compete in the open division under the following circumstances.

**Starting in the 2018-2019 season, the ghosts were eliminated for all divisions except rookie.**

- A coach may combine Athletes from Rookie, Intermediate and Senior divisions to form a squad.
- College Athletes who compete in the Open division will compete against other College Open division squads.
- We have Athletes from colleges that currently do not have SASP teams. These Athletes are eligible to compete in the SASP Collegiate Open Division. While these collegiate students may sign-up with an Intermediate or Varsity SASP team and compete in the Collegiate Open Division, they are highly encouraged to form a college team and compete in the Collegiate Division. These Athletes will have six (6) years of eligibility in the Collegiate Open Division.

COACHES, please remember that it is your responsibility to ensure that your Athletes are classified by Division and Category correctly. Please verify ALL SQUADDING ROSTERS prior to the closing of the SHOT registration for each event you attend. Squads that have incorrectly classified Athletes will be ineligible to win any awards.

**If an Athlete is classified incorrectly, they will be ineligible for individual awards. The Head Coach must also ensure they have the correct gender listed for all Athletes. Athletes listed with an incorrect gender will not be eligible for individual awards.**

## C. Category Classification Rules

First year Athletes in the Intermediate Division will have ONE YEAR to be classified in the Entry Level Category. After one year in the Entry Level Category, Intermediate Division Athletes will be classified in the Advanced Category.

First year Athletes in the Senior Division will have ONE YEAR to be classified in the Junior Varsity Category. After one year in the Junior Varsity Category, Senior Division Athletes will be classified in the Varsity Category.

Coaches will squad their Athletes by Division. They are not required to squad by Category. This means Intermediate Entry and Intermediate Advanced Athletes can be on the same squad. It also means Senior Junior Varsity and Senior Varsity Athletes can be on the same squad. This change gives Coaches more flexibility to build their squads. Medals will be awarded to squads by Discipline and Division (Rookie, Intermediate, Senior & Open), not by category within the division (IE, IA, JV, Varsity). Individual medals for high overall may be awarded by category at selected matches.

**D. Special Circumstance Rule – “BUMP UP”**

In exceptional circumstances where a valid Competitive Squad cannot be constituted, Athletes may be elevated or “Bumped Up” to a higher Category within a Division or to a higher Division in order to fill a short squad. All “Bump Up” requests must first be submitted to the State Advisor for a recommendation. State Advisors will communicate their recommendation to the SASP National Staff for a final decision. If there is no State Advisor in the state, the request must be submitted directly to the SASP National Staff.

Once a lower Category or Division Athlete has been “BUMPED UP” in a Division, he or she must compete at the higher level in that Division for the remainder of the SASP Season. In no case will a “BUMPED UP” Athlete be allowed to return to a lower Category or Division in the discipline during that SASP season. The next season, the Athlete returns to their normal category.

Coaches can use the “open” division to build squads so that they do not have to bump up Athletes.

#### **4. TEAMS – DEFINITION OF TERMS**

**A. Team Focus**

The SASP is a TEAM-BASED youth development program. The intent of the SASP is to provide participants with the opportunity to be a member of a TEAM. A team is composed of a group of individuals who are committed to a common goal and who work together regularly to achieve that goal. Ultimately, to achieve this unity of purpose, team members should spend quality time together in activities other than just shooting. Team members are required to practice on a regular basis with their team (See Section 5-B, Required Practices) and are expected to participate in team fundraising efforts and community service projects.

**B. Definition of SASP Team**

An SASP Team is defined as four or more individual Athletes (unless otherwise approved by the National office) registered by and guided by a Head Coach. There is no upper limit to the number of Athletes on a team.

**C. Distinction between Team and Squad**

A **TEAM** is the entire group of Athletes registered under a Head Coach. Each team is assigned a Team ID Number.

**A SQUAD** is the competitive unit of four (4) Athletes, or at least two Athletes and two ghosts in the rookie division who participate in SASP competitions.

**D. Competitive Squad**

An SASP Squad that meets the Division criteria is considered a valid COMPETITIVE SQUAD and is eligible to enter and compete at the SASP State, Regional, Virtual, and National Team Championships for squad awards. A valid competitive squad is four (4) Athletes in the same division.

Two (2) Ghosts may be used on each Rifle discipline (iron and optic) squad in the Rookie Disciplines.

**Starting in the 2018-2019 season, the ghosts were eliminated for all divisions except rookie.**

**Competitive squads must be filled with eligible Athletes in Rookie, Intermediate and Senior divisions before Athletes may be registered for the Open Division.** College Athletes may only be squadded with other college Athletes. If there are not 4 Athletes to make a squad those Athletes may still shoot, but they will not be eligible for squad awards. Example #1: A team of 4 Athletes consisting of 2 intermediates and 2 seniors would have to be a combined squad in the open division. Example #2: A team of 6 Athletes consisting of 3 intermediates and 3 seniors. You must make one full squad of 4 with a combination of intermediate and seniors. The other two Athletes will be placed on a “squad” together, but the two empty slots will be listed as “Open” position and will not be eligible for squad awards

There is **NO LIMIT** to the number of individuals that can be registered on a Team; thus, no limit to the number of Squads per Team. **SEVERAL Squads on a single TEAM may be entered in the same competition.**

E. **Irrevocable Decision**

Participants may not be a member of, nor compete for, more than one team in any one SASP season. Once a participant registers with a team, the decision is an irrevocable one that remains in effect for the entire SASP season. In special circumstances a waiver may be approved by the SASP National office.

F. **“Cherry Picking”**

“Cherry Picking” individuals from within or from outside a state to form either a local team or a “State All-Star Team” is strictly prohibited. “Cherry Picking” is putting together a group of “hot shots”, “all-stars” or a “Paper Team” to compete at SASP State, Regional, Virtual, or National Team Championships. This practice runs counter to the letter and the spirit of the SASP and is expressly prohibited. **ATHLETES AND/OR COACHES VIOLATING THIS RULE WILL BE SUSPENDED AND MAY BE REMOVED FROM THE PROGRAM!**

G. **Athlete’s Eligibility for SASP Competitions**

SASP Rookie, Intermediate and Senior Divisions are based on school grades. Athletes will finish out their SASP season in the same division that they started in. Senior division Athletes may transfer to their college team after their High School graduation date and prior to the close of the SASP year without violating Section 4E. Athletes may not participate in the Senior Division and the Collegiate Division at the same time. Participants must be bona fide students enrolled in an accredited school, home school program, college or university. The Athlete must be deemed academically eligible to participate in school-sponsored sports programs.

Home-schooled students compete in the Division commensurate with their Fall School Semester grade level. High school graduates who were members of an officially recognized SASP team during the school year are eligible to compete for the remainder of the shooting year.

H. **Ghost Competitors**

**Starting in the 2018-2019 season, the ghosts were eliminated for all divisions except rookie.**

Rookie Division may have up to two (2) ghosts per discipline on a squad. Each Ghost will have a score of 120 seconds per match.

## 5. **TEAM REQUIREMENTS**

A. **Head Coach**

Every Team **MUST** have a **Head Coach who is 21 years of age or older**. Each team may have only one head coach registered. The first and foremost responsibility of the Head Coach is to ENSURE THE SAFETY of all participants. Head Coaches **MUST** emphasize the safe handling and use of firearms in every facet of the Scholastic Action Shooting Program and must be willing to conduct the “Required Practices” as stipulated below in Section 5-B.

**IMPORTANT! PLEASE NOTE:** For all SASP events (practices, matches, etc.), team members must be under the supervision of the Team’s Head Coach. In the event the Head Coach cannot be present, he/she must designate an Adult Assistant Coach who is registered with the National Organization and covered by SSSF Insurance. Violation of this rule voids the Volunteer Liability Insurance Policy coverage, disqualifies the Team from entering an event, and may result in the removal of the Head Coach from the SASP.

B. **Required Practices**

Team Members must attend a minimum of six (6) team practice sessions to be eligible to shoot in an SASP State, Regional, or National Championship event representing that team. Competition shoots are not to be counted as practice sessions.

In the event an Athlete lives more than 50 miles away from the local shooting range, verification of eligible practices may be required.

C. **Team Funding**

A Team is responsible for its own funding, including practice, travel, and range/match fees.



## 6. STATE ADVISOR, HEAD & ASSISTANT COACH/JUNIOR COACH/ADULT VOLUNTEER – REGISTRATION

### A. State Advisor – (Must be 21 years of age or older)

A State Advisor's involvement in the SASP shall be strictly as a volunteer interested in promoting SASP activities within the Advisor's state and whose service is solely at the discretion and approval of the SASP National Office. The Advisor is expected to act in the best interest of the teams, Athletes, and coaches of that State. Allegations and complaints about a State Advisor will be taken very seriously and may result in immediate removal from that position.

If interested in applying for the SASP State Advisor position in your state please contact:

Rick Leach, National Director – [rleach@sssfonline.com](mailto:rleach@sssfonline.com), 262.894.4284

### B. Coach/Adult Volunteer Registration Required

The Head Coach and all Assistant Coaches/**Junior Coaches**/Adult Volunteers MUST register with the SSSF online. An Assistant Coach/Adult Volunteer is any adult working with one or more SASP Athletes where they have direct control of the Athlete(s). **A Junior Coach is a youth age 15-17, who is working under the guidance of a Head Coach/Assistant Coach, who has direct control of the Athlete(s). A Junior Coach shall always be under the direct supervision of the Head Coach or an Assistant Coach.**

**IMPORTANT! PLEASE NOTE:** Returning SASP State Advisors, Head Coaches, Assistant Coaches, and Adult Volunteers who were registered with the SASP during the SASP season and have a User ID and Password, go directly to Section 6F, below.

### C. Head Coach Registration – (Must be 21 years of age or older)

SASP Head Coaches are required to complete this three-step registration procedure before starting the Team Registration process:

- Register in the SSSF SHOT System
- The registration procedure includes three elements:
  - Head Coach Registration Form
  - Background Check (every two years)
  - “Double-Goal” Coaching Course (required one time) – please obtain within 12 months

Make sure you keep copies of all your forms for your records. Once you complete all registration steps, you will receive by email a Coach User ID Number with Password.

Each State Advisor and Head Coach will have his/her contact information posted on the SASP Website ([www.sssfonline.org](http://www.sssfonline.org)) for prospective participants looking to join a SASP Team in their area or for other Teams looking for Team competition. Listings will be by state and will include name, e-mail address, telephone number, and city.

### D. Assistant Coach/**Junior Coach**/Adult Volunteer Registration – (21 years of age or older Head Coach, 18-20 years of age or older for Assistant Coach and Adult Volunteer, 15-17 years of age for Junior Coach)

SASP Assistant Coaches/**Junior Coaches**/Adult Volunteers are required to complete the registration process before working with Athletes.

**IMPORTANT! PLEASE NOTE:** Your Head Coach must already be registered and created a Team before Assistant Coaches/**Junior Coaches**/Adult Volunteers can begin their registration.

- Register in the SSSF SHOT System
- The registration procedure includes three elements:
  - Assistant Coach/Junior Coach/Adult Volunteer Registration Form
  - Background Check (every two years)
  - “Double-Goal” Coaching Course (required one time) – please obtain within 12 months

You will be prompted step-by-step to provide the necessary information. Make sure you keep a copy of all your forms for your records.

## E. Accepted Coach Credentials

A qualified **Head Coach or Adult Assistant** Coach MUST be on the field at all times when an SASP Team is practicing or competing. The preferred Coach Credential for the SASP is:

- ▶ **SSSF Action Coach Training Program**  
[www.mysasp.com](http://www.mysasp.com)
- ▶ NRA / CMP / USA Shooting Level 1 Pistol (or Rifle) Coach Credential.  
Visit our training page for a current list of Coach classes.  
<https://sssfonline.org/scholastic-pistol-program-spp/spp-coaches-training/>

Some coaches may have other appropriate credentials. The following certifications are recognized:

- ▶ NRA Certified Pistol or Rifle Instructor Credential
- ▶ 4-H Shooting Sports Pistol Certification
- ▶ State Agency Coaches Course
- ▶ IDPA Safety Officer or SO Instructor Certification
- ▶ NROI Range Officer Certification
- ▶ NRA Range Safety Officer Credential (Adult Volunteers only)

Other certified programs may qualify, please contact the SASP National Administrative Office for determination.

## F. Previously Registered State Advisors, Head Coaches, Assistant Coaches, Junior Coaches & Adult Volunteers

Those having registered in the previous SASP season and have a User ID and Password should go to the SASP website at [www.sssfonline.org](http://www.sssfonline.org) and login using their User ID and Password and will have access year-round for management of their team.

The system will “RESET” on September 1 of every year. This will temporarily inactivate the account for the users until the Head Coach performs a new background check and it is approved by the SSSF main office. Upon approval and payment received from the Head Coach of the team, the account will reactivate and allow the team to access all tools.

**IMPORTANT! PLEASE NOTE:** In order to communicate with all of our coaches, we need the users to ensure accuracy of all e-mail addresses. This is our primary means of communicating with the teams. The SSSF will not be responsible for lost communications due to the e-mail addresses not being updated.

All coach course codes and background check passwords are accessible from the Head Coach interface in the SHOT system. The “Double Goal Coach Course” is required to be taken only once. Until the registration process is completed, State Advisors, Head Coaches, and Assistant Coaches/Junior Coaches/Adult Volunteers will be locked out of accessing the full tools of the SHOT system.

## 7. TEAM – REGISTRATION PROCEDURES

### A. Initial Team Registration

Each registered Head Coach is responsible for registering his/her Team by following the process below:

- Log on to the SASP website at [www.sssfonline.org](http://www.sssfonline.org)
- Click on “Coaches Login” at the top of the page
- Click on “New Teams Click Here”
- Follow the on-screen directions to complete the Team Registration
- Once the Team is registered, click on Athlete. Click on “ADD” button and complete the on-line registration for each Athlete. The Athlete Registration-Consent & Waiver Form registers individual Athletes; the Team Registration Form registers the Team with the SASP .
- To pay the Athlete Registration Fee, go to “Administration” tab and click on “Fees. There you can pay by Credit Card. If you pay by check you must send payment to the SASP National Office along with the Consent & Waiver Forms for each Athlete.
- **HEAD COACHES OF RETURNING TEAMS: There is no need to re-register, just update your Team’s information using “Athletes” and “Coaches” Tabs.**

- It is the head coach's responsibility to ensure all Athletes are classified properly. If an Athlete is classified incorrectly, he or she will be ineligible for awards. Additionally, any squad the Athlete is on will be ineligible for awards. The Head Coach must also ensure they have the correct gender listed for all Athletes. Athletes listed under the incorrect gender will not be eligible for individual awards. Mail Forms to SASP National Administrative Office
  - After making a copy of the ATHLETE REGISTRATION/CONSENT & WAIVER FORM for your records, the Original form must be sent to the SASP National Administrative Office for each Athlete registered. **No one will be registered without these original forms on file at the SASP National Administrative Office. These forms are required for ALL registered Athletes even if they are 18 years of age or older.** A parent or legal guardian's signature is required for anyone under 18 years of age.
  - The Head Coach keeps a copy of the Consent & Waiver Form, along with the Sportsmanship Contract and Medical Consent form with original signature (signed in ink) on file. For your protection, please retain copies of ALL forms submitted to the SASP National Administrative Office.
- For forms go to sssfonline.org. Click on the "SASP" tab and go to "Forms & Handbook". Make a copy of each form for the number of Athletes you plan to register and distribute the forms to Athletes or their parents to complete, sign, and return to you.
  - Athlete Registration - Consent & Waiver
  - Sportsmanship Contract
  - Medical Consent

Collect the completed and signed paperwork for every Athlete you plan to register BEFORE beginning the on-line Team Registration process.

#### B. Registration Deadline

The DEADLINE for **TEAM** Registration is six (6) **days PRIOR** to the SASP State Team Championship. Registration forms and payment **MUST** be received prior to competition.

## 8. RULES GOVERNING SASP SHOOTS

All SASP competitions will be conducted in accordance with the rules of the Scholastic Action Shooting Program.

### MATCH RULES AND CONDITIONS

1. **Eye and ear protection for all shooters AND ALL SPECTATORS are required. Individuals observed without eye or ear protection will be required to leave the shooting area.**
2. At regional and national SASP matches, equipment checks will be done to ensure all Athletes are following the rules appropriate for their discipline. This is also recommended for state matches as well. Please see Appendix B for rules that apply to the Centerfire Pistol Discipline.
3. Disconnection or disabling of any safety device on any gun is not allowed.
4. Start Condition: Manual safeties may be engaged or not at the Athlete's discretion.
5. If an Athlete drops a magazine or other non-gun accessory, it must remain on the ground until the Athlete finishes that string of fire. The Athlete may pick up the item after they have tabled or bagged their gun and have been given permission by the Safety Officer.
6. When clearing a jam/misfire on the clock, the competitor may not use any tools to clear the problem. Tools may only be used off the clock.
7. If an Athlete cannot clear the malfunction themselves and requires physical assistance from a Coach or S.O. the Athlete will receive a time of 30 seconds for that string of fire.
8. No regular/routine servicing or maintenance (i.e., oiling, working the action) of a firearm is permitted while on the line between shooters.
9. The maximum number of rounds allowed in a magazine is 10, with one additional round in the chamber. **Any Athlete found with more than the prescribed number of rounds will receive a time of 30 seconds for that string of fire.**

10. When the range is “Hot” the only people allowed to be in the safety zone are the match safety officers, one Athlete, one coach, and SASP authorized personnel.
11. Shooter’s Box – when used should have inside dimensions of 3 feet by 3 feet. The Athlete’s position shall be with both feet within the box. The lines defining the box are within the box. (i.e. Like major league baseball you may be on the box, but not outside the box).
12. If a firearm has a safety related malfunction the firearm must be removed from competition and a match official must be notified. The match official will record the serial number of the firearm and advise the coach and Athlete that the firearm cannot be used in the competition without first repairing the firearm. If the firearm is found in use at the competition and has another safety related malfunction the Athlete using the firearm will be disqualified.
13. To promote efficiency in matches, the following must be adhered to:

All Athletes must have a minimum of 5 magazines for each firearm they use in a competition.

If more than one Athlete from a team will be using the same firearm, they must have a minimum of 10 magazines for each firearm being shared in the competition.

Coaches signing up more than 16 entries for any flight (same date/time), must have additional (registered) adult coaches that allows for at least one adult coach per every 16 entries.

Unless directed to do so by the match director or national staff, no team (coach, volunteer) may act as their own Safety Officer for any state, regional or national match. If a team is found in violation of this rule, their squads will be disqualified.

#### All Rimfire Firearm Disciplines

1. Due to the misfire/jamming issues generally associated with rimfire, a competitor will be allowed one (1) “Mulligan” per stage if the issue is related to ammo/gun failure. When using the “Mulligan”, the Athlete will be allowed to reshoot the string in which the incident occurred. It will be the responsibility of the competitor or coach to request the “Mulligan.” Mulligans must be called immediately after the string that contained the ammo/gun malfunction and re-shot at that time.

This rule only applies to gun/ammo related failures and does not cover operator mistakes such as not properly seating a magazine, etc. This should be determined by the Safety Officer running the stage. If there is a question, the competitor should be given the benefit of the doubt.

This rule does not apply to the centerfire firearms.

2. Ammunition. All rimfire firearms are to safely use .22 Long Rifle ammunition. Any commercially available .22 LR ammunition will be considered suitable for competition.
3. Use of Chamber Flags: For some rimfire firearms, the manufacturers do not advise pulling the trigger on an empty chamber. All rimfire firearms leaving the firing line will be required to have a commercial chamber flag inserted in the chamber. If a commercially manufactured chamber flag is not available, a weed trimmer line or similar product may be substituted. It is required to be inserted into the chamber and visible to the Athlete and S.O. at the breech.

The slide may either be locked back or closed on the chamber flag.

#### A. Pistol Disciplines. Caliber and Action Type, Allowable Condition

Each season the Coach will select which Handgun Discipline the Athlete will compete in; either Rimfire Handgun Discipline or Centerfire Handgun Discipline. **This selection cannot be changed** until the following SASP season.

#### Centerfire Handgun-Discipline

1. For SASP, a stock handgun is defined in Appendix B with the exception that visible trigger modifications are permitted.

2. SASP handgun matches are shot with iron sights only – adjustable sights and fiber optic inserts are allowed but no electronic sights.
3. No compensators, ported barrels, muzzle brakes, or barrel weights. Scopes, red-dot and laser assisted sighting systems are prohibited.
4. Centerfire 1911's are not permitted to compete in the same discipline as the Centerfire Handgun.
5. Revolvers chambered in .357 Magnum or .38 Special are also legal if .38 Special ammunition is used.
6. Ammunition. While 9mm Luger (9x19) is the recommended caliber for SASP, .40 S&W, 45ACP or .38 Special may be used. The minimum power factor allowed for SASP competition is 125 (bullet weight x velocity divided by 1,000). For those using .357 Magnum / .38 Special revolvers, only .38 Special ammunition may be used with a minimum power factor of 105.

\*At State, Regional and National Championships, Athletes should be prepared with ten (10) extra rounds for a possible chronograph test.

7. Start Condition: DA/SA firearms will start hammer down.
8. Firearms with a de-cocking lever or button will be decocked using the lever or button when preparing to start a string of fire.

If the hammer must be lowered by pulling the trigger and manually lowering the hammer, the hammer will be lowered to the lowest position possible.

Clearing A Firearm Before Casing or Benching – When the S.O. has given the Athlete the command “hammer down” the Athlete will aim the firearm at a target and press the trigger, to release the hammer / striker forward.

### 1911 Discipline

Athletes must compete in Rimfire Handgun Discipline or Centerfire Handgun Discipline at the same match to be eligible to compete in the 1911 Discipline

1. 1911 and 2011 handguns are approved to be used.
2. SASP 1911 handgun matches are shot with iron sights only – adjustable sights and fiber optic inserts are allowed but no electronic sights
3. No compensators, ported barrels, muzzle brakes, or barrel weights. Scopes, red-dot and laser assisted sighting systems are prohibited.
4. Ammunition. While 9mm Luger (9x19) is the recommended caliber for SASP, .38 Super, .40 S&W, or 45ACP may be used. The minimum power factor allowed for SASP competition is 125 (bullet weight x velocity divided by 1,000).  
\*At State, Regional and National Championships, Athletes should be prepared with ten (10) extra rounds for a possible chronograph test.
5. Start Condition: 1911 Firearms will start with the hammer back.
6. The 1911 discipline is available at the discretion of the Match Director as an additional handgun.

### Rimfire Handgun Discipline

1. There will be no limit on the number of years an Athlete can compete in the Rimfire Handgun Discipline.
2. SASP handgun matches are shot with iron sights only – adjustable sights and fiber optic inserts are allowed but no electronic sights.
3. Scopes, red-dot and laser assisted sighting systems are prohibited.
4. Start condition: For Rimfire Discipline Only – DA/SA firearms may start hammer back.

### Centerfire Handgun Optics-Discipline

Athletes must participate in Rimfire Handgun Discipline **or** Centerfire Handgun Discipline to be eligible to compete at the same match in the Centerfire Handgun Optics Discipline

1. No compensators, ported barrels, muzzle brakes, or barrel weights. Laser assisted sighting systems are prohibited.
2. Centerfire 1911s are not permitted to compete in the same discipline as the Centerfire Handgun.
3. Revolvers chambered in .357 Magnum or .38 Special are also legal if .38 Special ammunition is used.
4. Ammunition. While 9mm Luger (9x19) is the recommended caliber for SASP, .40 S&W, 45ACP or .38 Special may be used. The minimum power factor allowed for SASP competition is 125 (bullet weight x velocity divided by 1,000). For those using .357 Magnum / .38 Special revolvers, only .38 Special ammunition may be used with a minimum power factor of 105.  
  
\*At State, Regional and National Championships, Athletes should be prepared with ten (10) extra rounds for a possible chronograph test.
5. Start Condition: DA/SA firearms will start hammer down.
6. Firearms with a de-cocking lever or button will be decocked using the lever or button when preparing to start a string of fire.  
  
If the hammer must be lowered by pulling the trigger and manually lowering the hammer, the hammer will be lowered to the lowest position possible.
7. The Centerfire Handgun Optics discipline is available at the discretion of the Match Director as an additional handgun

Clearing A Firearm Before Casing or benching – When the S.O. has given the Athlete the command ‘hammer down’ the Athlete will aim the firearm at a target and press the trigger, to release the hammer / striker forward

### Rimfire Handgun Optics Discipline

Athletes must participate in Rimfire Handgun Discipline **or** Centerfire Handgun Discipline to be eligible to compete at the same match in the Rimfire Handgun Optics Discipline

1. Start Condition: For Rimfire Handgun Discipline Only: DA/SA firearms may start hammer back
2. The Rimfire Handgun Optics Discipline is available at the discretion of the Match Director as an additional handgun
3. Laser assisted sighting systems are prohibited.

## **B. Rifle Disciplines. Caliber and Action Type, Allowable Condition**

### Rimfire Rifle Disciplines

Rimfire rifle matches will be shot with a repeating rifle with a detachable box magazine chambered in .22 LR. Tubular magazine rifles are not permitted since some of them present the risk of requiring hands in front of the muzzle to load and unload, in addition to the additional time to reload between strings of fire. Slings may not be attached to the rifle.  
**Until further notice, Smith & Wesson M&P 15-22 rifles shall not be used in the SASP.**

1. Iron Sight Rifle Discipline – Rifles with iron sights, adjustable sights and fiber optics are allowed but no electronic sights. Compensators are permitted, no suppressors. After market barrels are permitted, but no optic sights, lasers or porting.

An Athlete may choose to use their “Optic Sight Discipline” rifle to compete in the “Iron Sight Discipline” if they remove the battery from the optic. Optics with tritium or fiber optics **must** be removed from the rifle to compete in the discipline.

Offset mounted optics may remain on the gun in the 'Iron Sight Rifle Discipline' if opaque scope covers remain on the optic.

2. Optic Sight Rifle Discipline – Rifles with scopes, optic sights, light gathering scopes and battery powered optics. Compensators are permitted, no suppressors. After market barrels are permitted, but no porting. Lasers are not allowed.

#### Pistol Caliber Carbine (PCC) Discipline

The match rules are the same as the rules for the Rimfire Rifle Discipline with the exceptions noted below.

1. The firearm must meet the definition of PCC. A "pistol caliber carbine" is a rifle. It is **not** a pistol that is shoulder fired.
2. Barrel length must be 16" minimum. To keep a level playing field the firearms must be title I firearms and **not** title II 'short barreled rifles.'
3. Ammunition. While 9mm Luger (9x19) is the recommended caliber for SASP, .38 Super, .40 S&W, or 45ACP may be used. The minimum power factor allowed for SASP competition is 125 (bullet weight x velocity divided by 1,000). \*Athletes should be prepared with ten (10) extra rounds for a possible chronograph test.
4. Athletes may use either iron sights or optic sights on their PCC. Both sighting systems will compete in the same discipline for awards.
5. Rookie Athletes may compete in the PCC discipline, with the approval of the Head Coach.

#### C. **Scoring**

NOTE: All Targets should be painted white before the Athlete begins his/her first string of fire. Be sure all edges as well as the face are covered.

SASP is a timed event so your time is your score. The four "bang" targets must be hit during each string of fire and the "stop" target will be hit last. A "bang" target is any of the four non-"stop" targets of a stage. Each Athlete will shoot five strings per stage. The best four out of five runs are combined for a total score for each stage. If the stop target is hit before all bang targets have been hit, there is a 3 second penalty for each bang target not hit. If the Athlete does not hit the stop plate, a score of 30 seconds is recorded for that string. The maximum time allowed for each individual string is 30 seconds. The competitor will be stopped and asked to prepare for the next string of fire if they reach the 30 second limit.

A three (3) second procedural penalty will be given for:

- Any squad not shooting the stages in the instructed order. Skipping bays without the direction of the match director, will result in a 3 second procedural penalty for each member of that squad for each violation.
- An unloaded sight picture of no more than six (6) targets is allowed with or without a firearm in hand, once the 'Load and Make Ready' command has been given – the finger must remain outside of trigger guard. The Athlete may take one loaded sight picture of one (1) target during their pre-shot routine before each string. The Athlete may **not** 'dry fire' during their pre-shot routine. A verbal warning will be given for the 1<sup>st</sup> violation, the 2<sup>nd</sup> violation will result in a procedural.
- Failure to point at the start cone (creeping), movement, or jumping before the start signal sounds. A verbal warning will be given for the 1<sup>st</sup> violation, the 2<sup>nd</sup> violation will result in a procedural.
- If competition is held with multiple stages on one bay, shooting at the wrong targets. A verbal warning will be given for the 1<sup>st</sup> violation, the 2<sup>nd</sup> violation will result in a procedural.

- Starting with the finger within the trigger guard.  
A verbal warning will be given for the 1<sup>st</sup> violation, the 2<sup>nd</sup> violation will result in a procedural.
- Reloading with the finger within the trigger guard.  
A verbal warning will be given for the 1<sup>st</sup> violation, the 2<sup>nd</sup> violation will result in a procedural.
- After the “Unload and Showing Clear” command, Athletes are not permitted to catch the ejected cartridge.  
A verbal warning will be given for the 1<sup>st</sup> violation, the 2<sup>nd</sup> violation will result in a procedural.

When a Safety Officer or Score Keeper calls a missed target, it is the Athlete or coach’s responsibility to appeal the decision at the end of that string of fire. The Safety Officer and/or Score Keeper will then go down range and check the target before the next string of fire. Once the next string of fire begins, there will be NO further opportunity to appeal the call.

Athletes may fire as many rounds as they need to complete each string of fire.

It is the responsibility of the Athlete / coach to verify their scores are recorded correctly on their scoresheets at each stage. Any questions concerning the scores entered on the scoresheet should be asked of the Range Officials at that time. If the question is not resolved, the Match Director will then be summoned.

It is the Athlete’s / coach’s responsibility to provide the correct squad number for each stage and discipline.

A coach that does not sign the scoresheet to validate the Athletes’ time will forfeit the opportunity to protest the score on that stage.

The S.O. shall read the time and number of shots recorded on the timer to the scorekeeper for every string of fire. The scorekeeper will read back ‘echo’ the time to the S.O. This ensures the accurate recording of the score and gives the Coach the opportunity to challenge the time if they feel an error has been made.

The final shot fired is the time that will be scored, SASP does not back up the timer. Continuing to shoot after hitting the stop plate does not erase the penalty for any missed targets.

An Athlete that is disqualified from the match will have their name removed from the squad and the remaining Athletes will be allowed to finish the match but will not be eligible for squad awards.

If an Athlete withdraws from competition their name will be removed from the squad and the remaining Athletes will be allowed to finish the match but will not be eligible for squad awards.

#### D. Ties

If a tie occurs for final ranking, the In & Out (V for V if used) stage score will be used as the tie-breaker. If that does not break the tie, the fastest single run of that stage will be used as the tie-breaker. If still needed, the second and third run will be used as the tie breaker.

#### E. Starting Commands

SASP ranges are cold! Firearms will be kept in cases / bags that completely enclose the firearm until the Athlete is given the “load and make ready” command or is in a designated safe gun handling area with a coach or coach designated adult. Holsters are not an acceptable mode of transporting handguns. Firearms will not be loaded until directed to do so by Safety Officers / Match Officials.

Always follow the basic safety rules:

- Rule #1: Always keep the gun pointed in a safe direction.
- Rule #2: Always keep your finger off the trigger until you are ready to shoot.
- Rule #3: Always keep the gun unloaded until you are ready to use.

Semi-autos will have an empty chamber and magazine well. Revolvers must have all chambers and cylinders empty.

After firing, no competitor may leave the firing position until the firearm has been unloaded, inspected and cleared by the Safety Officer. The competitor, under commands from the Safety Officer, will then place the firearm in a gun case or



bag that completely encloses the firearm. If the firearm is being used by the next competitor, the Safety Officer should can't the firearm to the right berm prior to people going downrange to paint targets. The Safety Officer may also move the firearm to a table or station under his/her control.

THE FINGER MUST REMAIN OUTSIDE OF THE TRIGGER GUARD during loading, unloading and while clearing the firearm in the event of a malfunction.

In the event a firearm cannot be unloaded due to a broken or failed mechanism, the Athlete will notify the Safety Officer/Match Director. In no case, will an Athlete leave the line with a loaded firearm.

During a SASP match, Athletes must not handle their firearms or open the compartment containing the firearm, except when instructed by a Match Official or in a designated safe gun handling area while accompanied by a coach or coach designated adult. Magazines, loaded or unloaded, will not be placed in the same compartment as the firearm.

Should a firearm be dropped during a course of fire, the Athlete will **not** pick up the firearm. Only a Safety Officer / Match Official can pick up a dropped firearm. The Safety Officer / Match Official will then unload and inspect the firearm.

**Below are the range commands that shall be used by Safety Officers.**

#### RANGE COMMANDS

##### "Range is Hot, Eyes and Ears"

This is the first command given. It signifies to everyone on the range the start of the course of fire. The Athlete will make sure that their eye and hearing protection is in place. It is also notification to anyone in the shooting bay to check that their own eye and hearing protection is properly fitted. The Safety Officer should visually confirm that the competitor, and all others on the range, have eye and ear protection in place, that the Athlete is facing downrange, and that he/she is in all other respects prepared to handle the firearm.

##### "Load and Make Ready"

The competitor may then open their gun case or pick up the firearm from the table, **show the Safety Officer the firearm is clear**, and begin their pre-shot routine. The Athlete may load the firearm and point at the low-ready cone down range. Once the "Load and Make Ready" command has been given, the competitor must not move away from the start location prior to issuance of the "Start Signal" without the prior approval, and under the direct supervision, of the Safety Officer.

##### "Are You Ready?"

The lack of any response from the competitor indicates that he/she fully understands the requirements of the course of fire and is ready to proceed. If the competitor is not ready at the "Are You Ready?" command, he/she must state "Not Ready".

##### "Standby"

This command should be followed by the audible start signal within **1 to 3 seconds**.

##### "Start Signal"

The signal for the competitor to begin their attempt at the course of fire. If a competitor fails to react to a start signal, for any reason, the Safety Officer will confirm that the competitor is ready to attempt the course of fire, and will resume the range commands from "Are You Ready?"

##### "Reload if Required and Make Ready for Your Next String"

This command may be used following the 1st through 4th strings. (Experienced Athletes may not need this command).

##### "Stop"

Any Safety Officer assigned to a stage may issue this command at any time during the course of fire. The competitor must immediately stop firing and wait for further instructions from the Safety Officer.

**"Unload And Show Clear"**

This command is used following the final string. If the competitor has finished shooting, the Athlete must lower their firearm, remove the magazine, clear the chamber, then lock the slide to the rear for inspection by both the Athlete and the Safety Officer.

**"Hammer Down" or  
"Insert Empty Chamber Indicator"**

'Hammer down' for centerfire firearms. 'Insert Empty Chamber Indicator for all rimfire firearms  
When the S.O. has given the Athlete the command 'hammer down' the Athlete will aim the firearm at a target and press the trigger, to release the hammer / striker forward.

**"Case or Bench"**

The competitor then must place the firearm in a gun bag/case or on the table (with the muzzle canted towards the right berm) before the Safety Officer can call the range clear and go down range to score/paint targets.

**"Range is Clear/Cold"**

This command indicates to the Athlete and anyone within the stage boundaries that the range is clear. This command begins the resetting of the stage.

**F. Safety Violations** (Coach must be notified of Athlete violations)

Any two of the following violations shall result in disqualification from that discipline:

- Dropping of an unloaded firearm.
- Picking up a dropped firearm without the direction of a match official.
- **Pointing a loaded or unloaded firearm over a berm.**

The following violations shall result in automatic disqualification from the match:  
(This does not affect previously completed disciplines)

- Athlete caused accidental discharge.
- Pointing a loaded or unloaded firearm up range (breaking the 180).
- Dropping a loaded firearm.
- Leaving the line with a loaded firearm.
- Any shot fired into the ground within six feet of the Athlete or over the backstop / berm.
- Unsafe handling of a loaded firearm.
- Athletes under the influence of alcohol or non-prescribed drugs.
- Any behavior or action in violation of sportsmanship codes, or that which intentionally and/or adversely affects the performance of another competitor.
- Any disrespectful words and/or gestures to or towards a Safety Officer/Match Official.
- Non-legal firearm.
- Non-legal accessories.

**G. Stages**

Each SASP competition will consist of four (4) stages. One stage from each line below must be used.

The official stages of the SASP are:

- Focus or M
- Go Fast!
- In and Out or V for V
- Speed Trap or Exclamation.

**H. Targets**

Action Targets is a founding partner of the Scholastic Action Shooting Program. In addition, targets may also be purchased from GT Targets or may be manufactured by the club if they meet specifications as listed in the Steel Resource Guide available at:

### Target Specifications

The layout of all stages should be at the height and spacing as shown in Appendix A.

All targets are painted white and will be re-painted prior to each Athlete's first run on each stage.

Due to differences in weld positions on plates, all targets will be allowed a variance of +/- 2 inches from official drawings. This will eliminate the need to cut different length uprights for 10" and 12" plates for the stages.

## 9. SAFETY – (REQUIRED PROCEDURES AND EQUIPMENT)

### A. Supervision at SASP Events

For all SASP events (practices, matches, etc.), team members must be under the supervision of the Team's Head Coach. In the event the Head Coach cannot be present, he/she must designate an **Adult** Assistant Coach who is registered with the National Program, to provide supervision and leadership. Violation of this rule voids the Volunteer Liability Insurance Policy coverage, disqualifies the team from entering an event, and may result in the removal of the Head Coach from the SASP.

### B. Required Eye and Ear Protection

Eye and ear protection are required for all Athletes AND ALL SPECTATORS. Individuals observed without eye or ear wear will be required to leave the shooting area.

## 10. DRESS AND CONDUCT

### A. Appropriate Dress

Each registered SASP participant, whether Athlete, Coach, or Adult Volunteer, represents not only the Scholastic Shooting Sports Foundation, but also the entire Scholastic Action Shooting Program including one's team, the team's sponsoring institution (e.g., school, club, church, community organization, youth organization, etc.), and at the national level, their state. Promoting a positive image is in the best interest of the SASP and everyone involved with it. Appropriate dress for everyone associated with SASP goes a very long way in making a positive impression. Violation of these rules may be grounds for disqualification.

1. Tops – Shirt must have sleeves. Items of clothing that expose any part of the torso are prohibited. These include, but are not limited to, cutoff T-shirts, halter tops, tank tops, etc.
2. Bottoms – Shorts must be no higher than the Athlete's fingertips when arms are naturally down to the side. Short shorts, short skirts and low riding shorts or pants revealing undergarments or buttocks are prohibited.
3. Clothing Adornments – Shirts, hats, pants – any clothing – and any other associated items carried, worn, etc., with pictures, caricatures, designs, messages, writings, or other embellishments with direct or indirect references to alcohol, tobacco, sex or sexual connotations, drugs, gambling or profanities are prohibited.
4. Foot Wear – Shooting in flip-flops or opened-toed shoes/sandals is prohibited.

### B. Conduct (Applies to Coaches, Athletes, Adult Volunteers and Spectators)

Using abusive or profane language, displaying unsportsmanlike conduct (includes but not limited to: arguing with referees, coaches, safety officers and national staff; unsafe handling/use of firearms; disrupting a competitor; cheating, etc.) is prohibited. Consuming alcohol or using non-prescribed drugs before or during any SASP activity is prohibited, will not be tolerated, and are grounds for disqualification, suspension, expulsion from the program, and removal from the event.

**No tobacco, e-cigarette or vapor products are permitted on SASP bays.**

HONOR THE GAME, TREAT OTHERS WITH RESPECT, AND FOLLOW THE RULES!

## 11. GOVERNANCE OF THE SCHOLASTIC ACTION SHOOTING PROGRAM

### A. SSSF National Program Staff

The SSSF National Program Staff is responsible for the administration of the SASP and is the arbiter and final decision-making authority for resolving SASP issues. SASP is committed to optimizing participation opportunities for SASP Athletes. That commitment includes ensuring that no SASP Athletes are disqualified due to circumstances beyond their control. Special circumstances may be brought to the attention of the SSSF National Program Staff at the following address:

**SCHOLASTIC SHOOTING SPORTS FOUNDATION - SASP**  
**N65 W7335 Cleveland Street**  
**Cedarburg, WI 53012-1856**  
**E-Mail address: [rleach@sssfonline.com](mailto:rleach@sssfonline.com)**  
**Website: [www.sssfonline.org](http://www.sssfonline.org)**

### B. State Advisors, State Steering Committees, and Regional Field Representatives

SASP State Advisors are the SSSF's "point person" for the SASP in the state. As frontline representatives, State Advisors focus upon providing coaches with up-to-date program information, maintaining open lines of communication with gun clubs sponsoring SASP Teams, working with State Wildlife Agencies to develop cooperative agreements, partnering with established youth organizations, and actively pursuing support for the SASP from the various NGB state associations.

SASP National Program Staff are at-will employees with the SSSF. Volunteer positions are done on an annual basis and serve at the pleasure of the National Program. The National Program may or may not choose to reinstate a State Advisor, Head Coach, Adult Assistant Coach, Junior Coach, Adult Volunteer or State Steering Committee member with or without cause.

During the SASP State Team Championship, State Advisors are there to assist Head Coaches in the procedures for registering their team and to ensure a procedure is in place for keeping and posting teams' scores. State Advisors certify the winning teams' scores to the SASP National Staff and post scores to the website.

It is highly recommended that each State have a SASP State Steering Committee composed of stakeholders from state agencies, school administrators, high school athletic directors, NGBs, organized youth groups, et al. This committee can plan and conduct the statewide program.

### C. Appeals

Before an appeal is submitted to the SASP National Administrative Office, the aggrieved party must first submit the issue at the local level (i.e., the team or club). Failing resolution at the local level, the issue must be submitted to the State Steering Committee or State Advisor for resolution. If the issue cannot be resolved at the local or state levels or if the State Advisor is involved in the issue, then it must be appealed to the Director of Development, then and only then, after these avenues have been exhausted, the Director of Development may certify the issue is unresolved and must forward the appellant's SASP APPEAL FORM to the SASP National Administrative Office.

### D. Appeal Process

1. **Dispute** - The issue in dispute must involve a violation of a specific SASP rule or policy.
2. **Qualified Appellant** - The injured or aggrieved party **MUST** be registered with the Scholastic Shooting Sports Foundation and a member of a SASP Team officially recognized by the SSSF. Appeals from anyone other than a SASP registered member **WILL NOT be considered.**
3. **Head Coach Concurrence** - Appeals filed by an SASP Athlete must have the concurrence of the Athlete's Head Coach. The Head Coach must sign the SASP Appeal Form.
4. **Filing Procedure** – If all efforts at the local level to resolve the issue have failed, the eligible appellant must submit a written appeal on the **SASP APPEAL FORM** (which is available via email from SASP National Administrative Office) within 72 hours of the incident to the State Advisor, State Steering Committee or Director of Development specifying which SASP rule or policy was violated and a statement of facts as to how the rule or policy was violated. The complaint must include the date and specific location of the violation and the names of any witnesses to the

violation. In the event no State Advisor or State Steering Committee exists, appeals may be transmitted directly to the Director of Development. A written hard copy with the date and an original signature must also be submitted and received before any decision is reached or announced.

5. **Filing Fee** - All appeals must include a \$50 filing fee (cashier's check or money order only) that will be held until a decision on the appeal is reached. This fee will be returned if the ruling is in favor of the appellant. If the ruling is not in favor of the appellant, the filing fee is forfeited.
6. **National Program Staff Response to Appellant** - Within thirty (30) days of the receipt of the mailed copy of the appeal, the appellant will receive a written notice of the decision on the appeal.

## 12. SASP STATE TEAM CHAMPIONSHIPS

### A. State Championship Events

SASP Teams entering valid Competitive Squads may compete for Team awards in the following disciplines:

#### ▶ Pistol

- Rimfire Discipline
- Centerfire Discipline
- 1911 Discipline
- Centerfire – Optic Discipline
- Rimfire – Optic Discipline

#### ▶ Rifle

- Iron Sight Rimfire Discipline
- Optic Sight Rimfire Discipline
- Pistol Caliber Carbine (PCC) Discipline

### B. Eligibility for SASP National Team Championship Events

A SASP State Team Championship will be conducted in any state that has two or more teams registered for the current season. Teams that compete in their State Championship are eligible to send squads to the SASP National Team Championships. (This rule does not apply to College Nationals due to that event being held before many states holding their state championships each year).

### C. Event Scheduling

SASP State Team Championships may be held whenever desirable. The State Advisor must post the event details on the SHOT online registration system ([www.sssfonline.org](http://www.sssfonline.org)) at least 60 days prior to the event.

### D. Competitive Squad

ALL SQUADS entering a State Championship must be deemed a valid COMPETITIVE SQUAD (see Section 4-D, Competitive Squad).

**Head Coaches may enter as many COMPETITIVE SQUADS as they wish in the SASP State Championships.**

**ALL Team Members that meet the requirements listed in Section 15 B should be encouraged to participate in the SASP State Team Championship even if they cannot be made part of a valid COMPETITIVE SQUAD.**

### E. Match Score Registration

The State Advisor / Match Director will submit a **State Match Creation Information Form** and send it to the SASP National Office at least 60 days prior to the event. All State match registration and scoring will be run through the SHOT system.

## 13. SASP STATE TEAM CHAMPIONSHIPS – ENTRY PROCEDURES

### A. State Team Championship Entry Form

Entry into a SASP State Team Championship **requires** the Head Coach or their designee to enter their squads through the SHOT online registration system. This will then immediately report the squads to the SASP National Headquarters.

Once a coach has logged in by entering their Login ID and password, he or she can build a squad for the match.

Squad entries shall be submitted electronically through the SHOT system.

Head Coaches that do not have access to the Internet should contact either their SASP State Advisor or the SASP National Office for assistance with the Squad entry procedure.

**Head Coaches are urged to emphasize to their Athletes the importance of making a commitment to the TEAM and keeping it. Simply put, if a team member indicates he or she will attend the event, they have an obligation to the team and particularly to their squad mates to attend the event.**

#### B. Squad Substitutions

The Head Coach for the team or their designee are the only persons allowed to make changes to Squad registration. These changes are made through the SHOT system prior to the match registration closing time specified in the SHOT system.

Head Coaches may make a request directly to the Match Director for changes to their lineup after SHOT registration has closed for emergency substitutions.

Approval of these emergency substitutions are at the sole discretion of the match director.

**IMPORTANT! PLEASE NOTE: NO SUBSTITUTIONS will be allowed after the start of the 1<sup>st</sup> match safety briefing.**

### 14. STATE CHAMPIONSHIPS – (SCORING AND AWARDS)

#### A. Score Tabulation and Posting

The State Advisor (or designated representative) checks and posts ALL squad scores thru the SHOT system. Scores should be posted as soon as possible.

#### B. Web Posting of Scores

State Advisors and/or Head Coaches should submit the 1<sup>st</sup>, 2<sup>nd</sup>, and 3<sup>rd</sup> place squad scores for each Division, plus all squad scores to the SASP National Administrative Office. Child protection issues require that posted scores list only the Athletes' names and their scores. Additional information may include the Coach's name, names of the Squad and Team, and the City or Town.

#### C. SASP State Championship Awards

The Scholastic Shooting Sports Foundation will provide awards for the winning Squads placing 1<sup>st</sup>, 2<sup>nd</sup> and 3<sup>rd</sup> in each Division and Discipline at the SASP State Championship. Each Squad Member and the Head Coach for each of these Squads will receive similar awards. If a Match Director wants to recognize additional categories, divisions, high overall scores, etc., they have that option, it will need to be built into their match budget.

### 15. SASP NATIONAL TEAM CHAMPIONSHIPS

#### A. National Championship Events

SASP Teams entering valid Competitive Squads may compete for Team awards in the following disciplines:

▶ **Pistol**

- **Rimfire discipline**
- **Centerfire discipline**
- **1911 Discipline**
- **Centerfire – Optic Discipline**
- **Rimfire – Optic Discipline**

► Rifle

- Iron Sight rimfire discipline
- Optic Sight rimfire discipline
- Pistol Caliber Carbine (PCC) Discipline

B. **Eligibility for SASP National Team Championship**

**ROOKIE, INTERMEDIATE AND SENIOR:** Teams must meet the requirements of Section 12 B. All SASP Athletes must attend a minimum of six (6) team practice sessions to be eligible to shoot at the SASP National Team Championships.

**COLLEGIATE:** All SASP Collegiate Athletes must attend a minimum of six (6) team practice sessions to be eligible to shoot at the SASP National Collegiate Team Championships.

C. **Squads**

**Coaches may enter as many COMPETITIVE SQUADS in the SASP National Team Championships as they choose to enter.**

D. **Squad Substitutions**

The Head Coach for the team or their designee are the only persons allowed to make changes to Squad registration. These changes are made through the SHOT system prior to the match registration closing time specified in the SHOT system.

Head Coaches may make a request directly to the Match Director for changes to their lineup after SHOT registration has closed for emergency substitutions.

Approval of these emergency substitutions are at the sole discretion of the Match Director.

**IMPORTANT! PLEASE NOTE: NO SUBSTITUTIONS will be allowed after the start of the 1<sup>st</sup> match safety briefing.**

## 16. SASP NATIONAL TEAM CHAMPIONSHIPS – (ENTRY PROCEDURES)

A. **National Championship Entry Form**

Entry into the SASP National Team Championships requires the Head Coach to enter their squads using the SHOT online registration system. This will then immediately report the squads to the SASP National Headquarters.

Once a coach has logged in by entering their Login ID and Password, he or she can build a squad for the match.

**Head Coaches are urged to emphasize to their Athletes the importance of making a commitment to the TEAM and keeping it. Simply put, if a team member indicates he or she will attend the event, they have an obligation to the team and particularly to their squad mates to attend the event.**

B. **SASP National Championships Awards**

The Scholastic Shooting Sports Foundation will provide awards for the winning Squads placing 1<sup>st</sup> through 3<sup>rd</sup> in each Division and Discipline. Each Squad Member and the Head Coach will receive a similar award.

## 17. SASP VIRTUAL E-POSTAL MATCH SERIES

The Virtual E-Postal Match Series is designed so teams can compete without having to travel to other ranges. To compete in this series, the team/squad must shoot GO FAST, FOCUS, IN & OUT, SPEED TRAP and submit their scores for registration. **No Ghosts except Rookie Division.** Score sheets can be downloaded from the website ([www.sssfonline.org](http://www.sssfonline.org)). The shoot season is September 1 – July 31. The winning Squads placing First through Third in each Division will be recognized. Scores submitted and registered will also be eligible for random drawn prizes, so everyone has a chance to win something.

**TO BE ELIGIBLE FOR VIRTUAL E-POSTAL MATCH SERIES CHAMPIONSHIPS OR RANDOM DRAWN PRIZES A TEAM/SQUAD MUST REGISTER AT LEAST THREE (3) SCORES.**

## ELIGIBILITY FOR SASP VIRTUAL E-POSTAL MATCH SERIES

Any team/squad that is registered in the SASP is eligible and encouraged to compete in this series.

## SUBMITTING SCORES

Coaches must register each score by submitting the actual score sheets to [rleach@SSSFonline.com](mailto:rleach@SSSFonline.com). The cost of registration is \$5 per squad per match score.

## 18. IMPORTANT INFORMATION

### A. Solicitation Activities

Organizations and individuals desiring to solicit financial contributions or other assistance from local businesses or other third parties to support their participation in the SASP must do so in their own names. Organizations and individuals are strictly prohibited from using the SSSF name and SSSF's non-profit classification or claiming affiliation with the SSSF or any of the SSSF's affiliate companies in their solicitation activities, without the sole written consent of the SSSF.

Organizations and individuals accepting financial contributions or other assistance in connection with their participation in the SASP shall be solely responsible for collecting, recording, disseminating, substantiating and reporting all contributions or support they receive. Neither the SSSF nor the SASP shall be responsible for any activities that organizations or individuals may engage in with respect to their participation in the SASP. Any questions regarding tax deductibility should be directed to your financial advisor.

### B. SASP Logo

"Scholastic Action Shooting Program", "SASP", the SASP logo, and Stages of Fire are trademarks or registered trademarks. Organizations and individuals, whether or not participating in the SASP, are prohibited from using the SASP trademarks without the prior written consent from the SSSF. To obtain consent to use SASP trademarks, please send a written request to SSSF National Headquarters at the address in Section 19, below.

### C. Coaches/Parents Behavior

Any grievances with how an event has been run or questioning the results of any event sponsored by SASP may discuss this with the SASP staff and committee. Anyone causing a disturbance or scene at an awards ceremony can and will be escorted from the premises by a local law enforcement officer. This may result in expulsion from the program.

### D. Team Endowment Funding at the MidwayUSA Foundation

Team endowment funding will ONLY be awarded to teams that are CURRENTLY registered and up to date with the SASP. This includes payment by all Athletes and coaches registered with the team and competing. This MUST be done prior to participating in any SASP sponsored event. **To be eligible for place endowment funds, team must have received at least \$200 in non-Midway funds into their endowment account during current year's SASP season.**

## 19. CONTACT THE SCHOLASTIC ACTION SHOOTING PROGRAM

The SSSF National Program Staff are responsible for the administration of the SASP and are the arbiters and final decision-making authority for resolving SASP issues. SASP is committed to optimizing participation opportunities for SASP Athletes and coaches. That commitment includes ensuring no SASP Athlete or coach are disqualified due to circumstances beyond their control. SASP will ask for documented proof in any questionable situation.

Special circumstances may be brought to the attention of the SSSF National Program Staff at the following address:

N65W7335 Cleveland Street  
Cedarburg, WI 53012  
Email address: [rleach@sssfonline.com](mailto:rleach@sssfonline.com)  
Website: [www.sssfonline.org](http://www.sssfonline.org)

**The Scholastic Shooting Sports Foundation and the Scholastic Action Shooting Program, reserve the right to make any changes without notice, should safety or unfair play become a concern due to unforeseen circumstances.**



**ACKNOWLEDGEMENTS:**

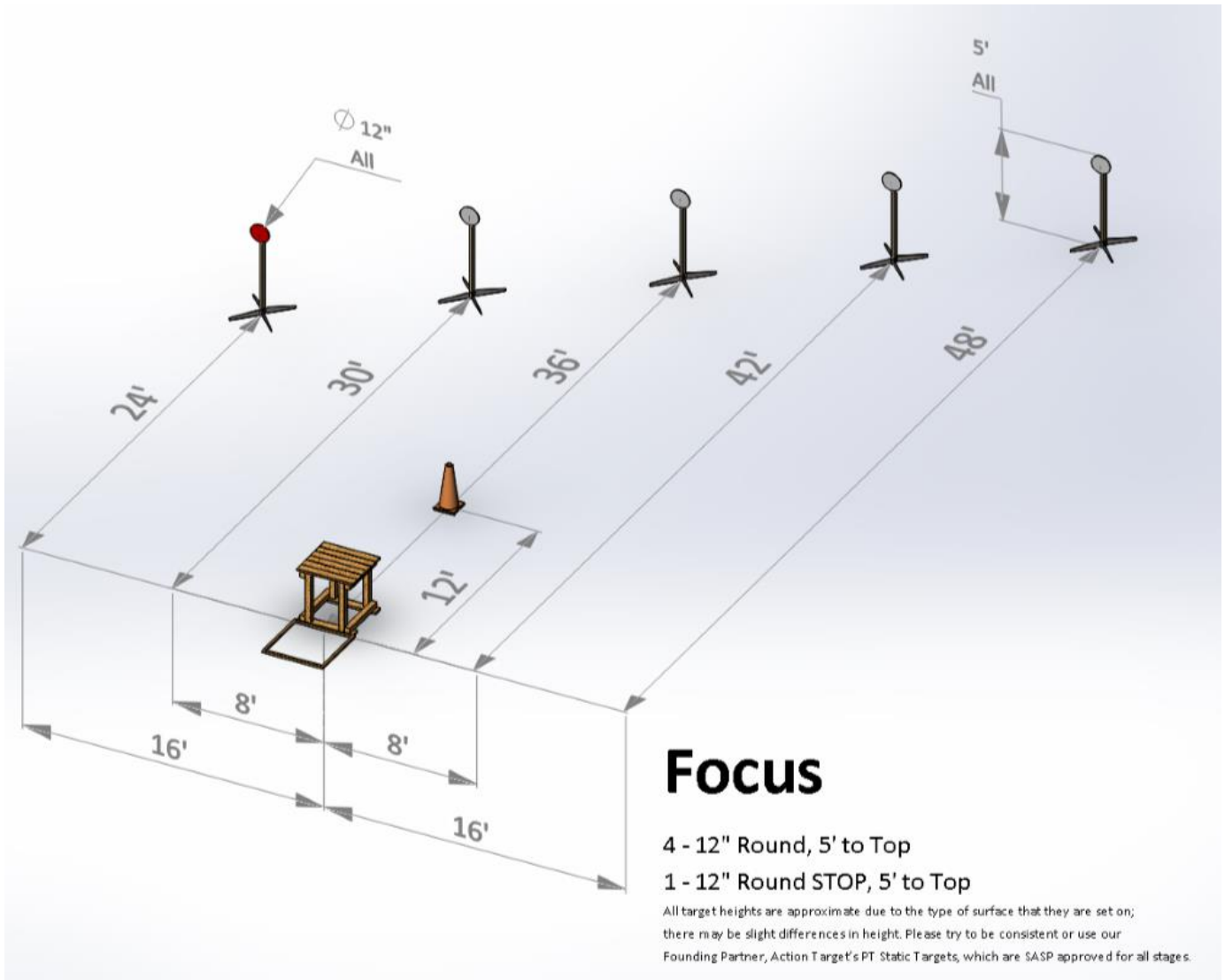
The Scholastic Shooting Sports Foundation would like to thank the following individuals for helping with the compilation of this handbook or for assistance with program development:

Scott Moore  
Tammy Mowry  
Ed Fitzgerald  
Tom Yost  
Paul Dandini  
Mike Critser

9-1-2019

The Scholastic Shooting Sports Foundation (SSSF) is 501(c)(3) public charity responsible for all aspects of the Scholastic Clay Target Program (SCTP) and Scholastic Action Shooting Program (SASP) across the United States. SCTP and SASP are youth development programs in which adult coaches and other volunteers use shooting sports to teach and to demonstrate sportsmanship, responsibility, honesty, ethics, integrity, teamwork, and other positive life skills. SCTP was developed as a program of the National Shooting Sports Foundation (NSSF) until the SSSF was created in 2007 to operate the SCTP. In 2012, SSSF created the SASP and became the managing foundation of both programs.

# APPENDIX A FOCUS



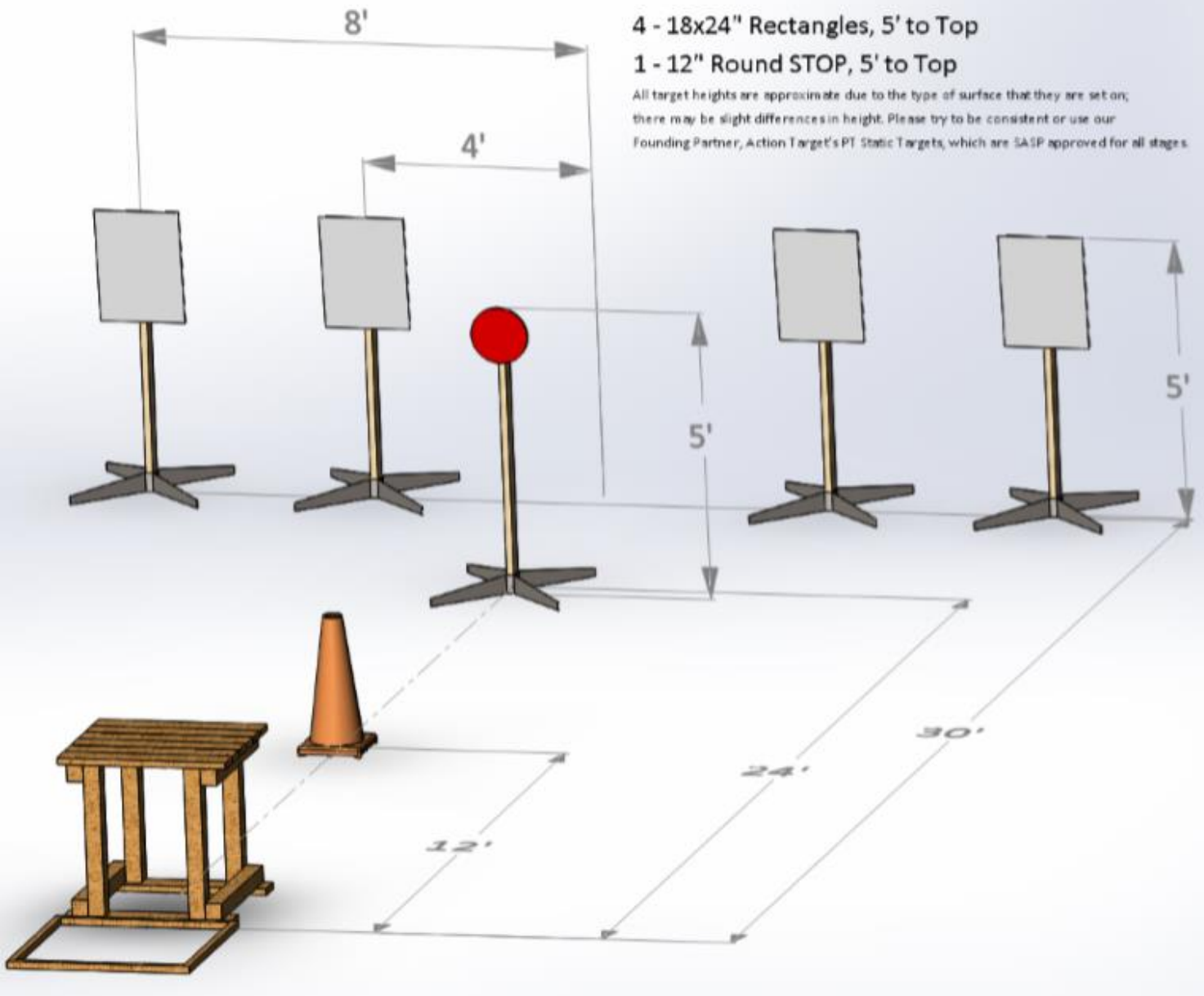
# GO FAST!

## Go Fast!

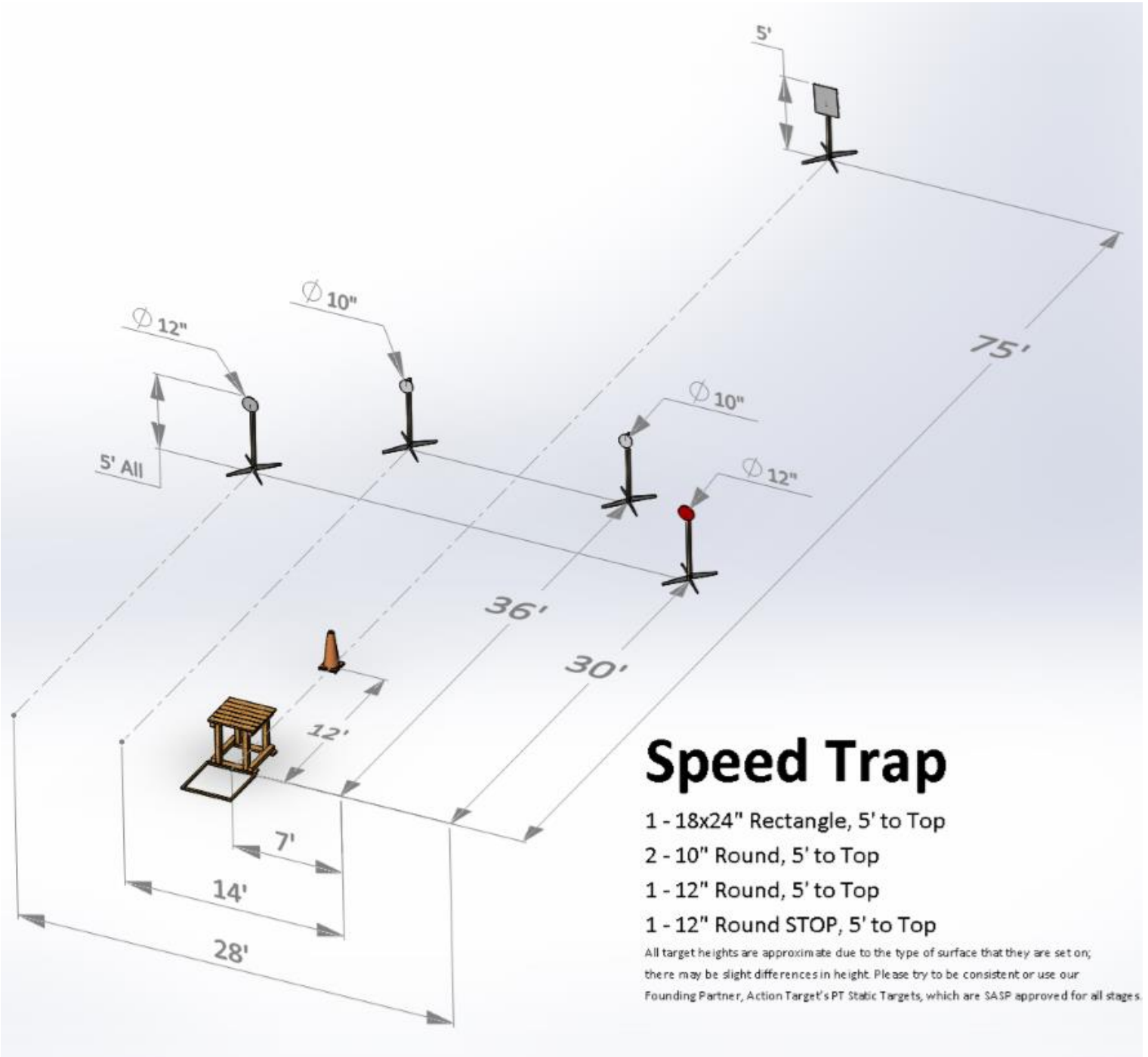
4 - 18x24" Rectangles, 5' to Top

1 - 12" Round STOP, 5' to Top

All target heights are approximate due to the type of surface that they are set on; there may be slight differences in height. Please try to be consistent or use our Founding Partner, Action Target's PT Static Targets, which are SASP approved for all stages.



# SPEED TRAP



## Speed Trap

1 - 18x24" Rectangle, 5' to Top

2 - 10" Round, 5' to Top

1 - 12" Round, 5' to Top

1 - 12" Round STOP, 5' to Top

All target heights are approximate due to the type of surface that they are set on; there may be slight differences in height. Please try to be consistent or use our Founding Partner, Action Target's PT Static Targets, which are SASP approved for all stages.

# IN & OUT

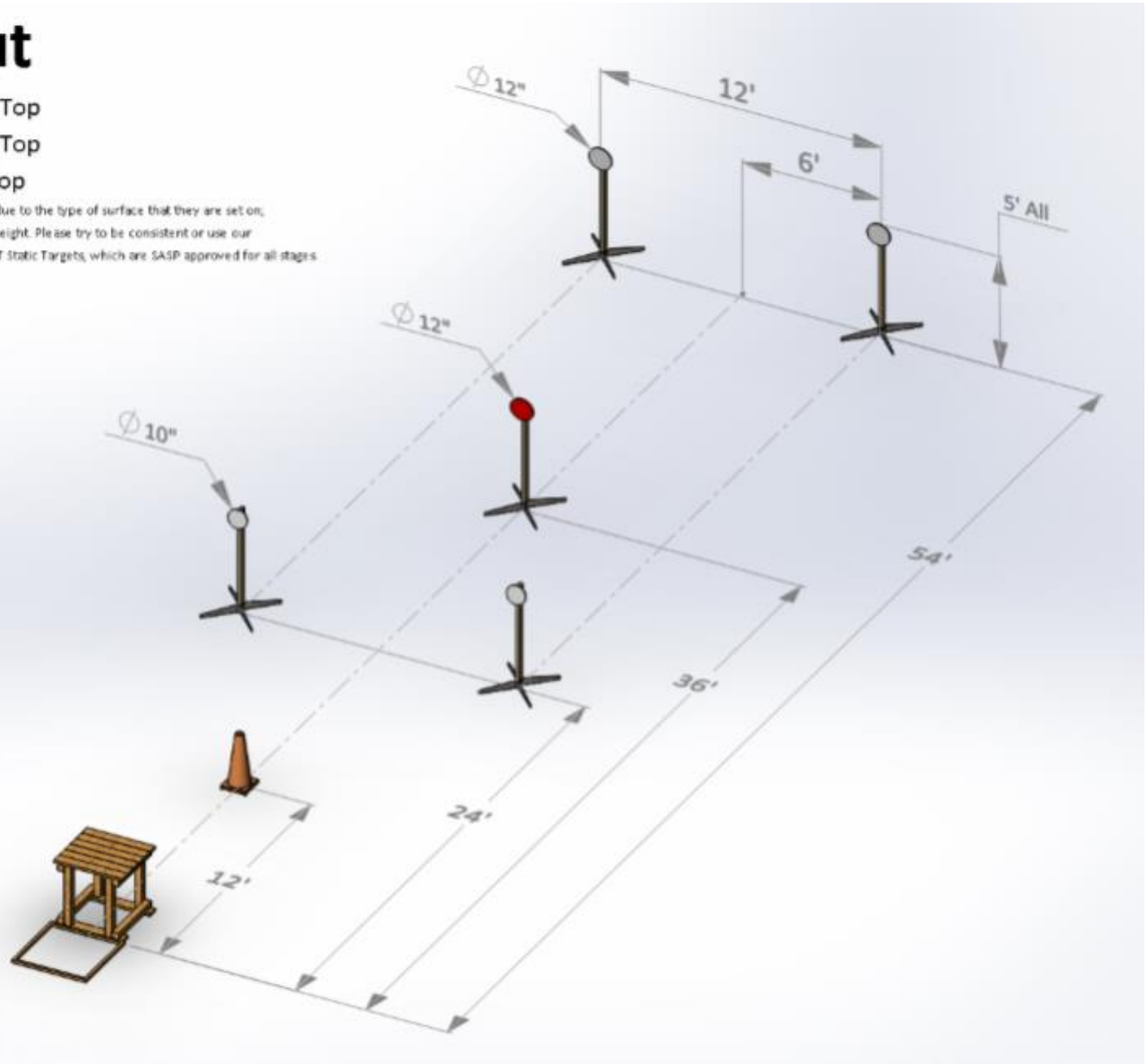
## In & Out

2 - 10" Round, 5' to Top

2 - 12" Round, 5' to Top

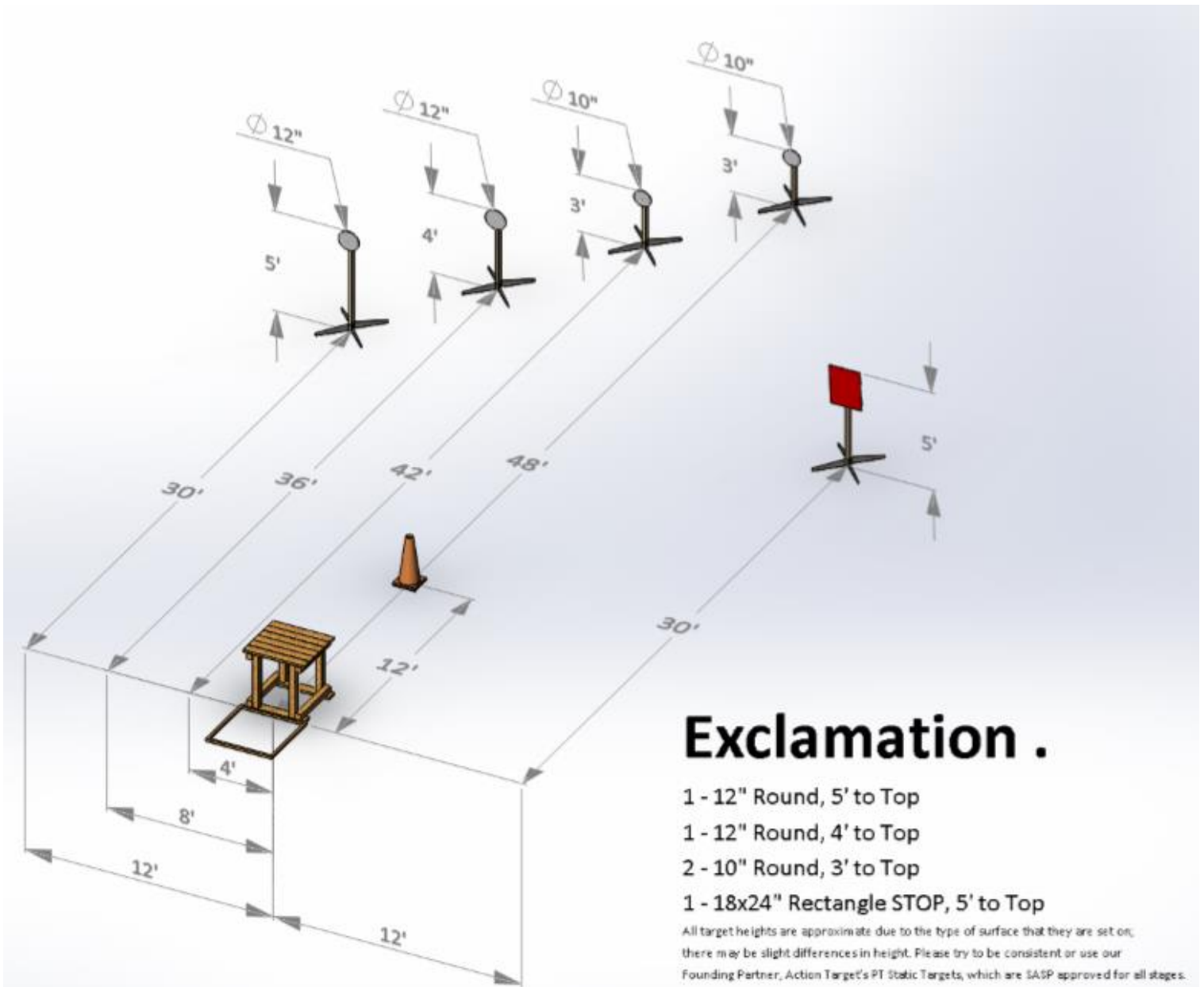
1 - 12" STOP, 5' to Top

All target heights are approximate due to the type of surface that they are set on; there may be slight differences in height. Please try to be consistent or use our Founding Partner, Action Target's PT Static Targets, which are SASP approved for all stages.



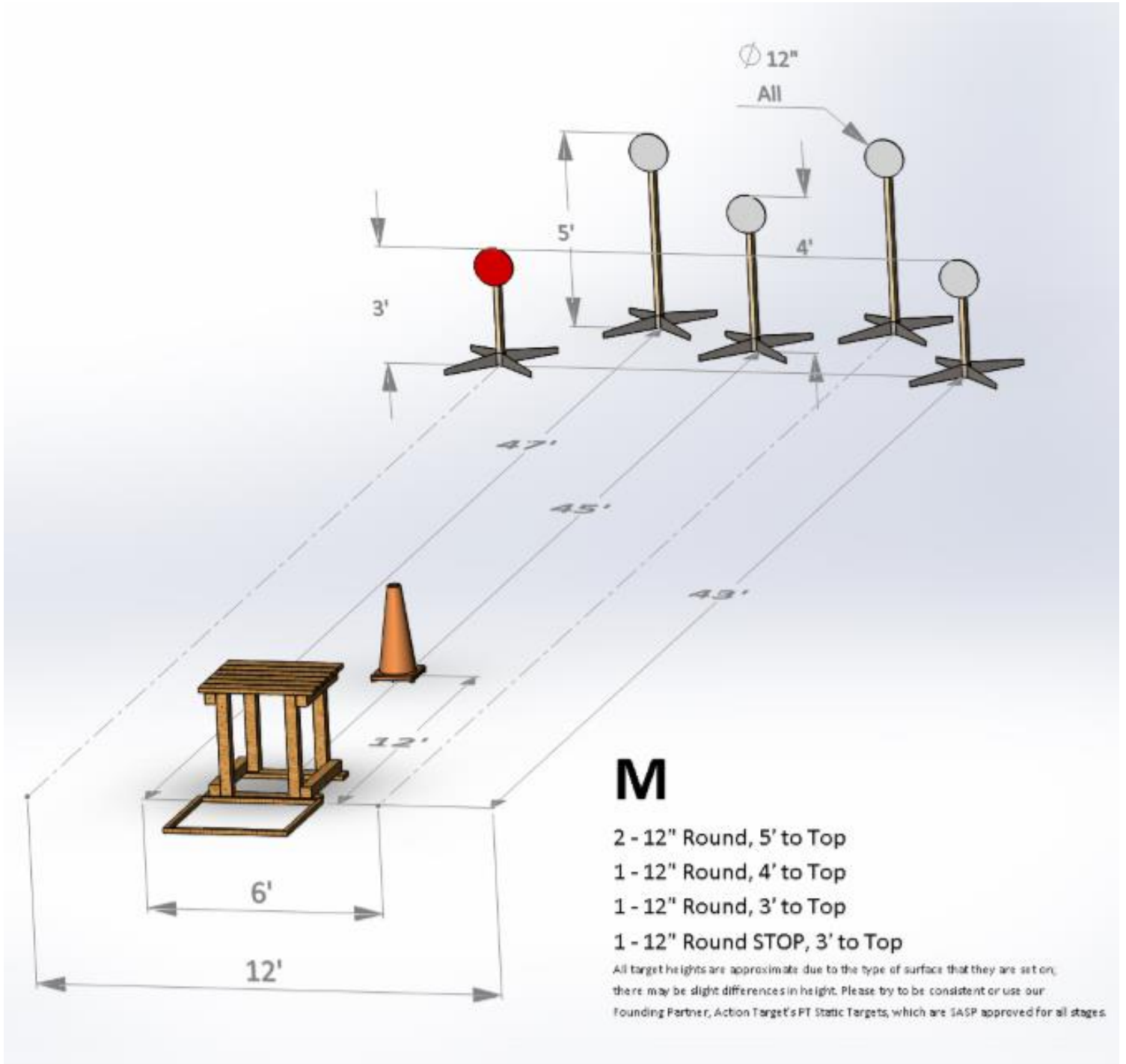
# EXCLAMATION •

(Substitute for Speed Trap)



# M

(Substitute for Focus)



# V for V

# (Substitute for IN & OUT)

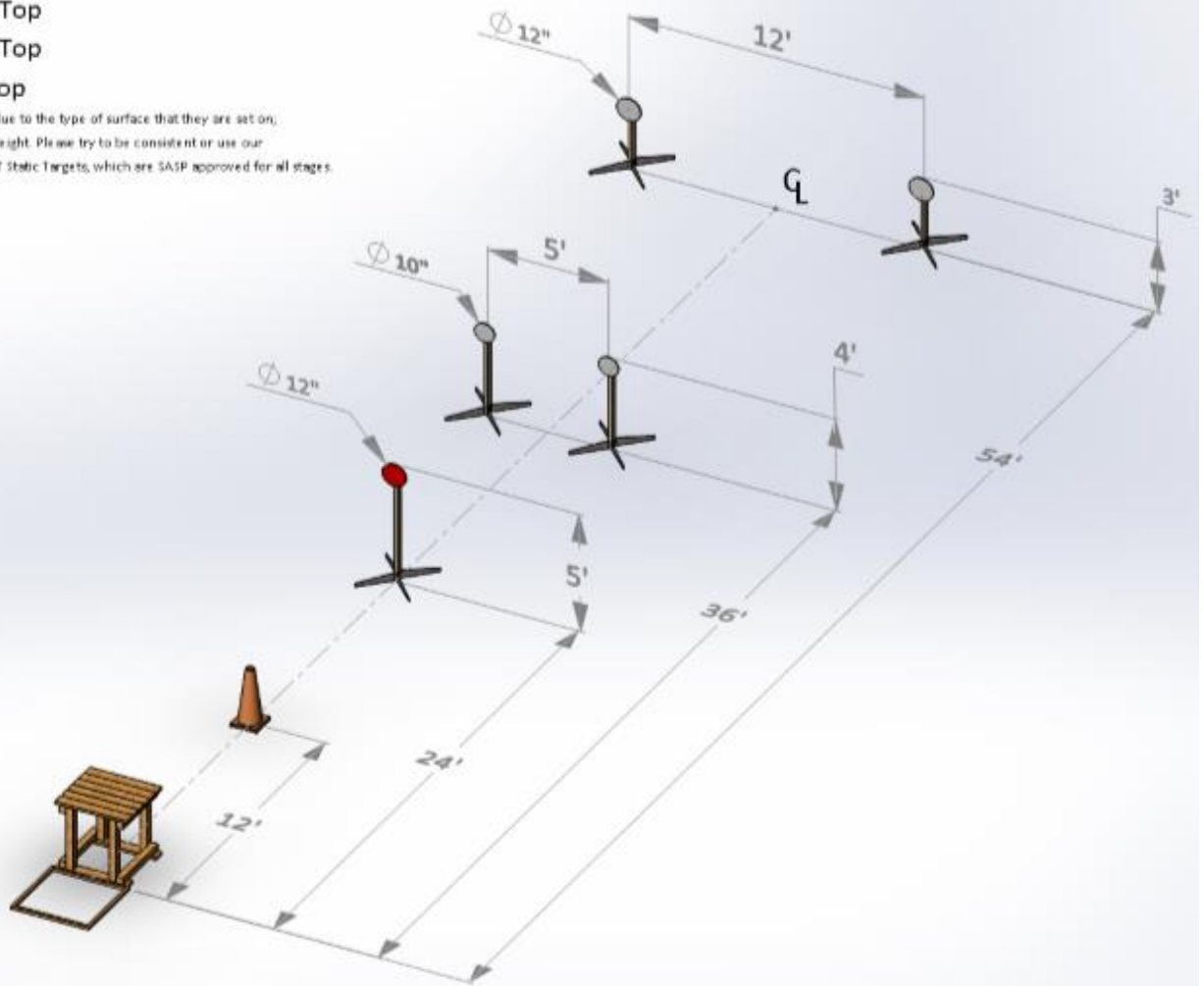
## V For V (5 For 5)

2 - 10" Round, 4' to Top

2 - 12" Round, 3' to Top

1 - 12" STOP, 5' to Top

All target heights are approximate due to the type of surface that they are set on; there may be slight differences in height. Please try to be consistent or use our Founding Partner, Action Target's PT Static Targets, which are SASP approved for all stages.





## APPENDIX B – STOCK SERVICE PISTOL (SSP) REGULATIONS

### 1. Stock Service Pistol (SSP)

Handguns permitted for use in SSP must:

- A. Have a minimum annual production of 3,500 units. Discontinued models must have had a total production of 20,000 units
- B. Be semi-automatic
- C. Be double action, double action only, or striker fired
- D. Use 9 mm (9x19) or larger cartridges.
- E. Weigh no more than 3.00 oz. over manufacturer weight with an empty magazine inserted (list of firearms weights on SASP website. If your firearm is not listed you must ask national staff to add it at least 21 days in advance of a state, regional or national match.)
- F. Fit in the IDPA gun test box measuring 8 ¾" x 6" x 1 5/8" with the largest magazine inserted.

### 2. Start Condition

- A. Selective DA/SA firearms will start hammer down.
- B. Firearms with a hammer de-cocking lever or button will have their hammer de-cocked using the lever or button.
- C. If the hammer must be lowered by pulling the trigger and manually lowering the hammer, the hammer will be lowered to the lowest position possible.
- D. Manual safeties may be engaged at the Athlete's discretion.

### 3. SSP Permitted Modifications (Inclusive list):

- A. Sights may be changed to another notch and post type. Slides may not be machined to accept different style sights.
- B. Grips may be changed to another style or material that is similar to factory configuration and do not weigh more than 2.00 oz. more than the factory standard weight for that model.
- C. Magazine releases, slide stops, safety levers, de-cocking levers, hammers, and triggers, that are stock on one SSP legal firearm may be used on another SSP legal firearm from the same manufacturer provided they are drop in replacements. Parts in this list must come factory installed on standard production firearms. Special parts that are available installed only from a factory custom shop are not eligible in SSP.
- D. Recoil spring guide rods and dual spring recoil systems may not weigh more than 1.00 oz more than the factory standard model.
- E. Frames may be replaced with identical frames from the same manufacturer.
- F. A slip-on grip sock and/or grip tape, skateboard tape, etc. may be used.
- G. Internal action work may be used to enhance trigger pull as long as safety is maintained
- H. Internal reliability work.
- I. Aftermarket extractors and pins may be used.

- J. Internal accuracy work.
- K. Replacement of barrel with one of factory configuration that uses the original cartridge.
- L. Plastic plugs may be used to fill the opening behind the magazine well.
- M. Custom finishes may be applied.
- N. Stock slide cover plates may be refinished.
- O. Slides may be engraved. Engraving is defined as etching into the slide of logos, letters, and graphics no deeper than the original factory logos.
- P. Stippling and texturing may be performed on readily replaceable parts of the grip frame such as replaceable back straps and replaceable grip panels.
- Q. Aftermarket magazines may be used provided they do not weigh more than 1.00 oz. over the same capacity factory magazine.
- R. Aftermarket magazine base pads may be used provided they do not make the magazine weight more than 1.00 oz. over the same capacity factory magazine.
- S. Magazine base pads may be modified by reshaping, texturing, or adding bumper pads provided that they do not make the magazine weigh more than 1.00 oz. over the same capacity factory magazine.
- T. Magazines that are longer than stock may be used provided they meet all other requirements.

4. SSP Excluded Modifications (Non-Inclusive list):

- A. Externally visible modifications other than those listed in the Permitted Modifications section.
- B. Aftermarket or visibly modified magazine releases, slide stops, safety levers, de-cocking levers, and hammers.
- C. Robar-style grip reduction.
- D. Add-on magazine well opening.
- E. Slide inserts to accommodate a different recoil assembly design.
- F. A barrel that uses a different cartridge that is not offered in the original factory model.
- G. Customization of the slide by adding front cocking serrations, tri-top, carry melts, and high power cuts.
- H. Compensated/ported firearms with non-compensated/ported barrels installed.
- I. Checkering or stippling on non-readily replaceable parts of the grip frame.
- J. Aftermarket slides.
- K. Removing material from the magazine well opening.
- L. Aftermarket grip tang extensions or beavertails.
- M. Disabling the slide stop.
- N. No tungsten parts are allowed on any firearm.

## APPENDIX C – Range Commands

<b><u>“Range is Hot, Eyes and Ears”</u></b>	This is the first command given. It signifies to everyone on the range the start of the course of fire. The Athlete will make sure that their eye and hearing protection is in place. It is also notification to anyone in the shooting bay to check that their own eye and hearing protection is properly fitted. The Safety Officer should visually confirm that the competitor, and all others on the range, have eye and ear protection in place, that the Athlete is facing downrange, and that he/she is in all other respects prepared to handle the firearm.
<b><u>“Load and Make Ready”</u></b>	The competitor may then open their gun case or pick up the firearm from the table, <b>show the Safety Officer the firearm is clear</b> , and begin their pre-shot routine. The Athlete may load the firearm and point at the low-ready cone down range. Once the “Load and Make Ready” command has been given, the competitor must not move away from the start location prior to issuance of the “Start Signal” without the prior approval, and under the direct supervision, of the Safety Officer.
<b><u>“Are You Ready?”</u></b>	The lack of any response from the competitor indicates that he/she fully understands the requirements of the course of fire and is ready to proceed. If the competitor is not ready at the “Are You Ready?” command, he/she must state “Not Ready”.
<b><u>“Standby”</u></b>	This command should be followed by the audible start signal within <b>1 to 3 seconds</b> .
<b><u>“Start Signal”</u></b>	The signal for the competitor to begin their attempt at the course of fire. If a competitor fails to react to a start signal, for any reason, the Safety Officer will confirm that the competitor is ready to attempt the course of fire, and will resume the range commands from “Are You Ready?”
<b><u>“Reload if Required and Make Ready for Your Next String”</u></b>	This command may be used following the 1st through 4th strings. (Experienced Athletes may not need this command).
<b><u>“Stop”</u></b>	Any Safety Officer assigned to a stage may issue this command at any time during the course of fire. The competitor must immediately stop firing and wait for further instructions from the Safety Officer.
<b><u>“Unload And Show Clear”</u></b>	This command is used following the final string. If the competitor has finished shooting, the Athlete must lower their firearm, remove the magazine, clear the chamber, then lock the slide to the rear for inspection by both the Athlete and the Safety Officer.
<b><u>“Hammer Down” or “Insert Empty Chamber Indicator”</u></b>	‘Hammer down’ for centerfire firearms. ‘Insert Empty Chamber Indicator for all rimfire firearms When the S.O. has given the Athlete the command ‘hammer down’ the Athlete will aim the firearm at a target and press the trigger, to release the hammer / striker forward.
<b><u>“Case or Bench”</u></b>	The competitor then must place the firearm in a gun bag/case or on the table (with the muzzle canted towards the right berm) before the Safety Officer can call the range clear and go down range to score/paint targets.
<b><u>“Range is Clear/Cold”</u></b>	This command indicates to the Athlete and anyone within the stage boundaries that the range is clear. This command begins the resetting of the stage.

Please attach these **RANGE COMMANDS** to all clipboards used for scoring.